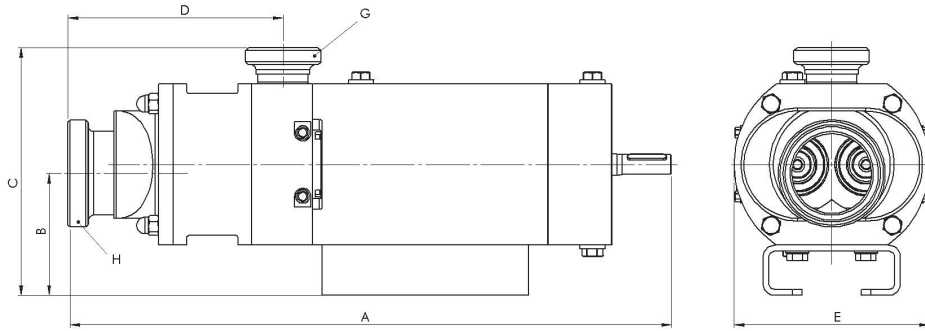
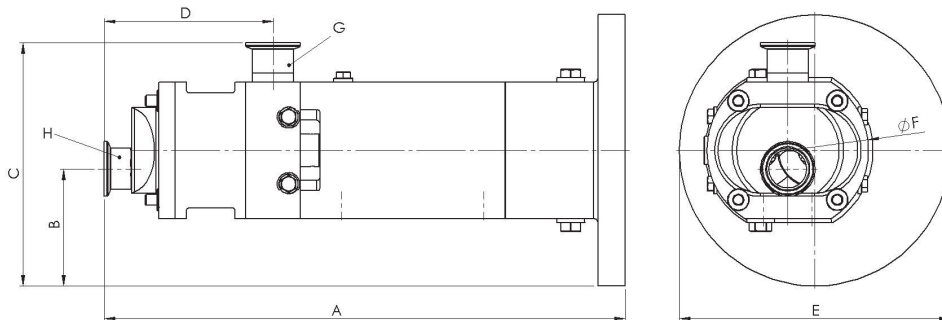


# Technical Data.

## Overview of the individual pump sizes.




Type	Capacity	Max. diam. of solid matter Ø	Dimensions (mm)					Connection flange	cover	weight
			A	B	C	D	E			
HYGHSPIN 70	100l/h – 30m³/h	20 mm	615	124	252	219	199	2" or DN50	2" or DN50 3" or DN80	65 kg
HYGHSPIN 90	1m³/h – 80m³/h	28 mm	723	146	342	275	259	2,5" or DN65	3" or DN80 4" or DN100	128 kg
HYGHSPIN 125	10m³/h – 200m³/h	45 mm	1004	212	491	280	249	3" or DN80	4" or DN100 6" or DN150	365 kg



Type	Capacity	Max. diam. of solid matter Ø	Dimensions (mm)						Connection flange	cover	weight
			A	B	C	D	E	F			
HYGHSPIN 50B	30l/h – 15m³/h	15 mm	495	108	224	156	250	149	1½" or DN40	1½" or DN40 2" or DN50	37 kg
HYGHSPIN 70B	100l/h – 30m³/h	20 mm	650	200	295	209	350	199	2" or DN50	2" or DN50 3" or DN80	68 kg
HYGHSPIN 90B	1m³/h – 80m³/h	28 mm	785	148	334	275	350	259	2,5" or DN65	3" or DN80 4" or DN100	150 kg

## Overview.

Performance features	
Capacity	30l/h – 200m³/h
Differential pressure	16bar, optional 25bar
Suction capacity	NPSHr up to 0,5 m
Viscosity	0,5 – 1.000.000 cSt
Product temperature	-10 – 130°C, with oil cooler 160°C
Cleaning temperature	140°C
Sterilization temperature	up to 145°C
Product-contact parts made of	1.4404 with 3.1 certificate (other materials upon request)
Elastomers	HNBR and FDA approved (other elastomers upon request)



[www.jung-process-systems.de](http://www.jung-process-systems.de)

Jung Process Systems GmbH · Auweg 2 · 25495 Kummerfeld/Pinneberg  
Tel.: +49(0)4101 / 79 58 140 · Fax: +49(0)4101 / 79 58 142 · [info@jung-process-systems.de](mailto:info@jung-process-systems.de)